

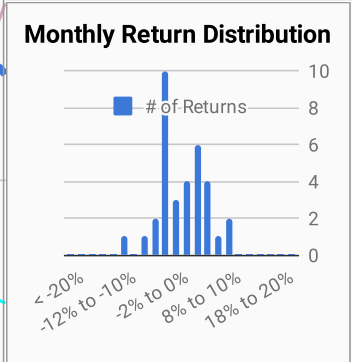
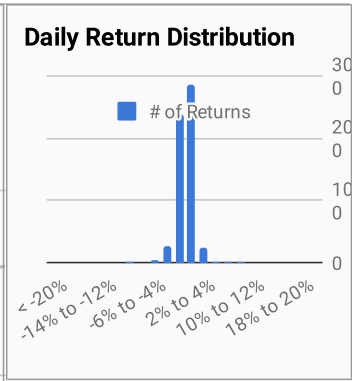
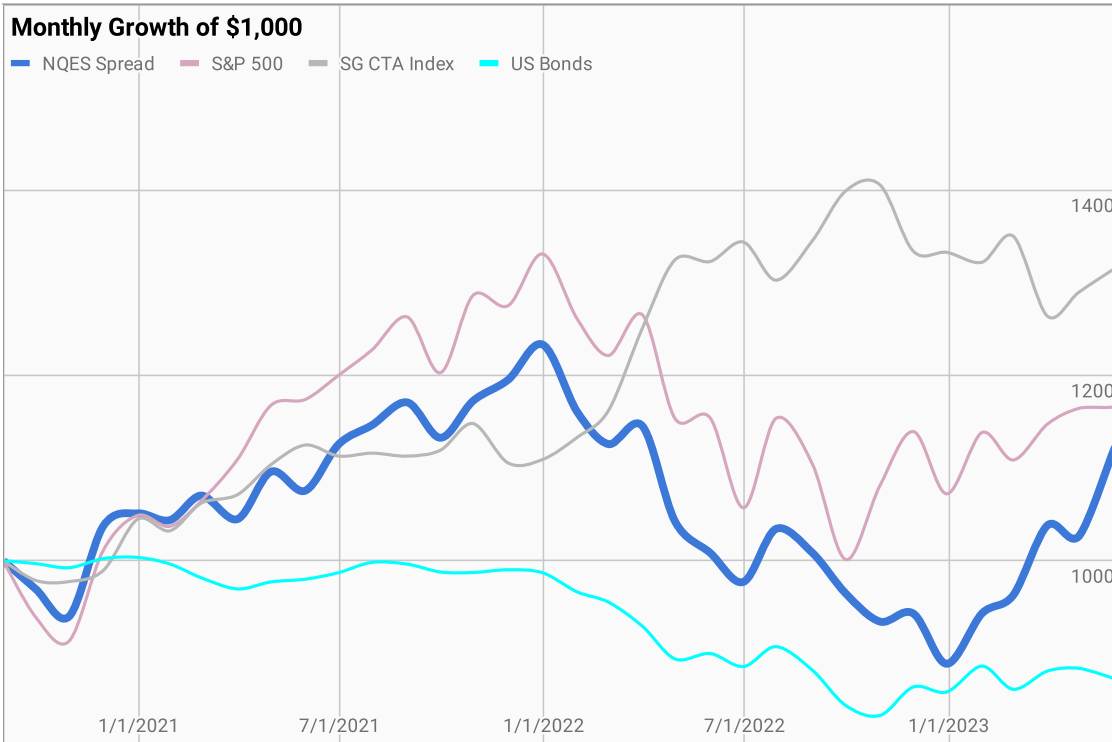
# Prime Market Signal NQES Spread Performance Tear Sheet



PAST PERFORMANCE IS NOT NECESSARILY INDICATIVE OF FUTURE RESULTS. FUTURES TRADING IS SPECULATIVE & INVOLVES A HIGH DEGREE OF RISK.

Model Tracking Account Performance | updated 06-08-2023

Last Daily ROR	MTD ROR	YTD	Max EOM DD	Account Minimum	Subscription	Commision per Contract
1.09%	-0.79%	22.57%	-34.44%	\$20,000 USD	\$25 USD	\$5.00 USD



	Monthly Non-Compounded ROR												Annual Summary			
	Jan	Feb	Mar	Apr	May	Jun	Jul	Aug	Sep	Oct	Nov	Dec	Year	DD	StDev	Sharpe
2020									-3.04%	-2.98%	9.78%	1.36%	5.11%	-6.03%	6.03%	0.73
2021	-0.73%	2.65%	-2.54%	5.11%	-2.04%	5.00%	2.07%	2.46%	-3.81%	3.95%	2.32%	3.78%	18.21%	-3.81%	3.04%	1.73
2022	-7.24%	-3.49%	1.92%	-10.21%	-3.46%	-3.11%	5.70%	-2.56%	-4.38%	-3.04%	0.87%	-5.42%	-34.44%	-34.44%	4.19%	-2.39
2023	5.45%	1.94%	7.56%	-1.21%	9.63%	-0.79%							22.57%	-1.21%	4.48%	2.88

Stats below and in headline compiled using monthly non-compounded rates of return and month to date returns for the current month. Summary stats like Annualized Return should be discounted given the short length of the track record.

RETURN ANALYSIS	SYSTEM	S&P	SG CTA	RISK ANALYSIS	SYSTEM	S&P	SG CTA	VOL ANALYSIS	SYSTEM	S&P	SG CTA
VAMI	\$1,115	\$1,192	\$1,318	Sharpe Ratio	0.25	0.43	1.00	% Positive	48.57%	60.00%	62.86%
Cumulative Return	11.45%	19.18%	31.80%	Sortino Ratio	0.08	0.15	0.48	Max DD	-34.44%	-24.77%	-10.09%
Annualized Return	2.82%	6.39%	10.24%	Ulcer Index	4.31	3.27	1.26	Date of Max DD	12-2022	09-2022	03-2023
Current Drawdown	-11.87%	-10.46%	-6.23%	Mar Ratio	0.08	0.26	1.01	Largest Gain	9.78%	10.75%	7.73%
Average Gain	4.21%	4.06%	2.42%	Correlation	-----	0.62	-0.06	Largest Loss	-10.21%	-9.34%	-6.41%
Average Loss	-3.53%	-4.86%	-2.01%	R2	-----	0.39	0.00	Volatility	4.60%	5.15%	2.88%
Average Month	0.33%	0.63%	0.83%	Beta	-----	0.64	-0.44	Kurtosis	-0.1622	-0.5787	0.9754
Max Run Up	23.32%	33.10%	40.56%	Alpha	-----	-0.11%	0.56%	Skew	0.1154	-0.2014	-0.1897

STRATEGY DETAILS	
Methodology	Systematic
Trading Strategy	Relative Value
Holding Period	Medium Term
Geography	US

INVESTMENT TERMS	
Minimum Investment	\$20,000 USD
Commission Per Contract	\$5.00
Subscription Fee	\$25.00
Additional Fees	None

MARGIN & TRADING	
Margin to Equity	0% to 25%
Round Turns / M	2,175
Markets Traded	MNQ,MES
Start Date	9/3/2020

Accounting Note:

None.

### DISCLAIMER:

Past performance is not necessarily indicative of future results. There is always a risk of loss in futures trading. Actual returns may differ from reported results due to differences in contribution dates, commission and fee structures. Unless otherwise specified, the tables and charts above represent the summation of actual trades based on system-specified orders executed through BTR Trading Group, Inc. using the referenced trading system or system vendor for the stated time period. Performance statistics referenced herein represent a model tracking account. This tracking account rises or falls based on the average per trading unit profit and loss achieved by actual clients trading this system. Profits are not reinvested and all rates of return are non-compounded or expressed. Subscription fees amortized over the trading days in each month. The above benchmarks are for illustrative purposes only. The SG CTA Index and iShares AGG (Bonds) reflect reinvestment income and dividends. The SG CTA Index is not directly investable. The S&P 500 is unmanaged, not directly investable, reflects reinvestment income and does not reflect the impact of advisory fees. Be advised that any index performance is for the constituents of that index only, and does not represent the entire universe of possible investments within that asset class. Further, there can be limitations and biases to indices such as survivorship, self reporting and instant history. No warranty, representation or guarantee is made with regard to the accuracy of index data. THIS COMMUNICATION IS NOT TO BE CONSTRUED AS AN OFFER TO SELL OR THE SOLICITATION OF AN OFFER TO INVEST IN ANY TRADING SYSTEM.

